

## TRUST INVESTMENTS – GROUP INVESTMENT FUNDS

### TRUST INVESTMENTS - BALANCED FUND

**This document is a replacement of the Quarterly Fund Update for the Period Ended 30 September 2017**

*The changes made to this replacement Quarterly Fund Update are to amend the fund charges charged to the Balanced Fund in the year to 31 December 2016 (under the heading “What fees are investors charged?”) to correct a calculation error in the fund charges.*

## QUARTERLY FUND UPDATE

**For the Period Ended 30 September 2017**

### What is the purpose of this update?

This document tells you how the Trust Investments - Balanced Fund has performed and what fees were charged. The document will help you to compare the fund with other funds. Trust Investments Management Limited prepared this update in accordance with the Financial Markets Conduct Act 2013. This information is not audited and may be updated.

### Description of this fund

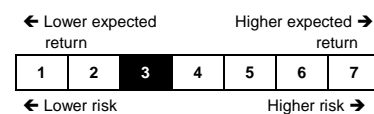
The Trust Investments - Balanced Fund is a diversified fund that aims to generate a return that tracks the weighted average return of the benchmarks of the underlying funds into which it invests. The investment objective of the Trust Investments - Balanced Fund is to generate a return that tracks the weighted average return of the benchmarks of the underlying funds into which it invests, in proportion to the strategic asset allocation of the Fund, before taking into account fees and expenses.

Total value of the Fund                      NZ \$ 17,963,224

Date the Fund started                              1 June 2006

### What are the risks of investing?

Risk indicator for the Trust Investments - Balanced Fund:



The risk indicator is rated from 1 (low) to 7 (high). The rating reflects how much the value of the fund's assets goes up and down (volatility). A higher risk generally means higher potential returns over time, but more ups and downs along the way.

To help you clarify your own attitude to risk, you can seek financial advice or work out your risk profile at [www.sorted.org.nz](http://www.sorted.org.nz).

Note that even the lowest category does not mean a risk-free investment, and there are other risks that are not captured by this rating.

This risk indicator is not a guarantee of a fund's future performance. The risk indicator is based on the returns data for the five years to 30 September 2017. While risk indicators are usually relatively stable, they do shift from time to time. The risk indicator will continue to be updated in future fund updates.

See the Product Disclosure Statement (PDS) for the Trust Investments – Group Investment Funds for more information about the risks associated with investing in this fund.

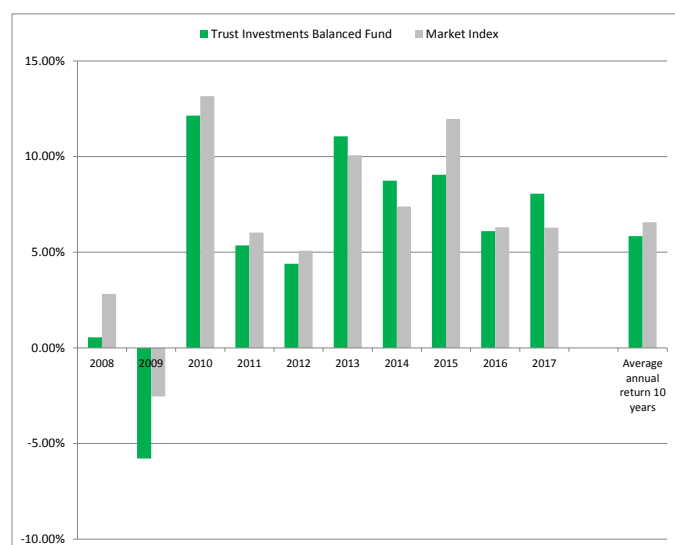
## How has the Fund performed?

Returns for period ended 30 September 2017	Average over past 5 years	Past year
Annual Return (after deductions for charges <b>and</b> tax)	8.56%	8.87%
Annual Return (after deductions for charges but <b>before</b> tax)	8.56%	8.87%
Market index annual return (reflects <b>no</b> deduction for charges and tax)	8.44%	6.82%

The market index annual return is based on the weighted average return of the market indices used to measure performance of the underlying funds, in proportion to the strategic asset allocation of the Fund.

Additional information about the market index is available on the offer register (OFR10645) at <https://disclose-register.companiesoffice.govt.nz/disclose>.

### Annual return graph



This graph shows the return after fund charges and tax for each year ending 31 March for each of the last 10 years ending 31 March. The last bar shows the average annual return for the last 10 years, up to 31 March 2017.

**Important:** This does not tell you how the Fund will perform in the future.

## What fees are investors charged?

Investors in the Trust Investments - Balanced Fund are charged fund charges. In the year to 31 December 2016 these were:

	% of net asset value
<b>Total Fund Charges</b> <i>Which are made up of:</i>	<b>1.35%</b>
<b>Total management and administration charges</b> <i>Including:</i>	<b>1.35%</b>
Manager's Basic Fee	1.00%
Other management and administration charges	0.35%

The Manager estimates that, from 1 January 2018, the future administration charges will be lower than the charges to 31 December 2016, due to lower levels of costs within the Fund. The table below shows the Manager's estimate of 2018 Fund charges:

	% of net asset value
<b>Total Estimated Fund Charges</b>	<b>1.17%</b>
Estimated Manager's Basic Fee	1.00%
Other estimated management and administration charges	0.17%

Investors may also be charged individual action fees for specific actions or decisions (for example, for withdrawing from funds). See the PDS for the Trust Investments – Group Investment Funds on the offer register (OFR10645) at <https://disclose-register.companiesoffice.govt.nz/disclose> for more information about those fees.

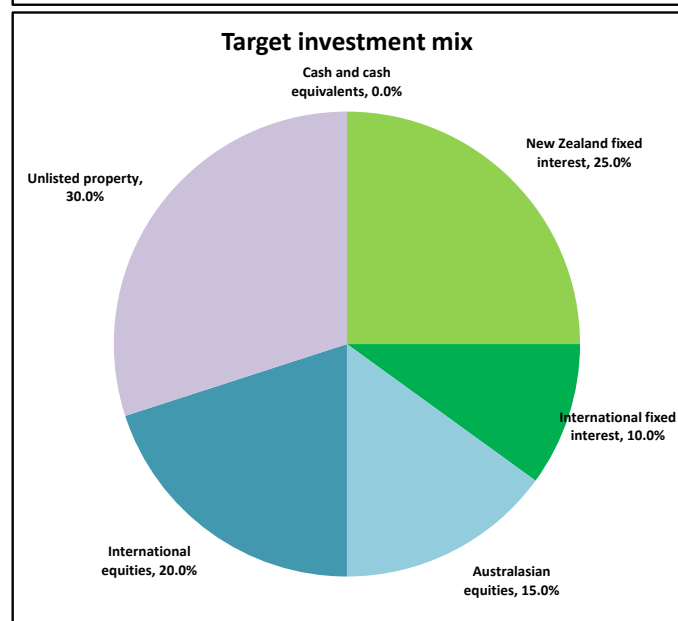
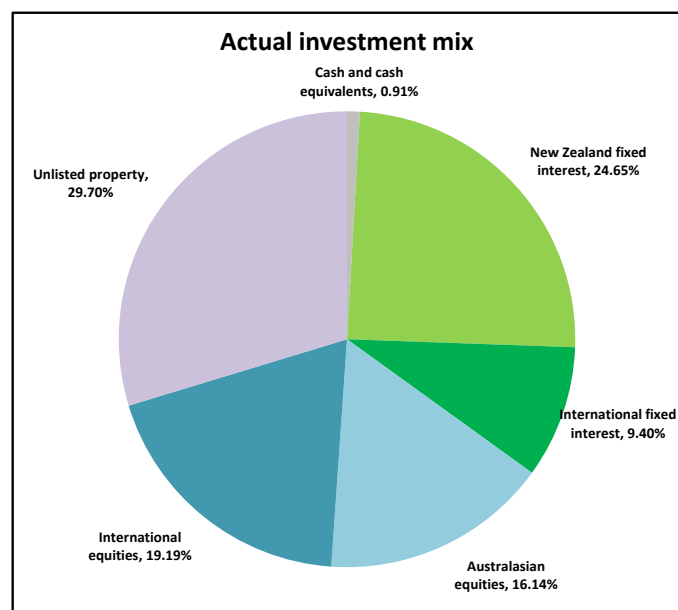
## Example of how this applies to an investor

Small differences in fees and charges can have a big impact on your investment over the long term.

The Smith Charitable Trust had \$100,000 in the Fund at the start of the year and did not make any further contributions. At the end of the year, the Smith Charitable Trust received a return after fund charges were deducted of \$8,870 (that is 8.87% of the initial \$100,000). This gives the Smith Charitable Trust a total return after tax of \$8,870 for the year.

## What does the Fund invest in?

This chart shows the types of assets that the Fund invests in:



## Key personnel

Name	Position	Time in current position	Previous position	Time in previous position
Richard Frogley	Associate Investment Manager	3 years 3 month	Research Analyst, Macquarie Group	1 years 9 months
John Williams	Investment Manager	2 years 9 months	Key Client Manager, Vanguard	6 years 2 months
Shane Coward	General Manager	2 year 9 months	General Manager Finance, Trust Investments Management Limited	12 years 0 months
Grant Hope	Chief Executive	7 years 9 months	General Manager, Trust Investments Management Limited	5 years 5 months

## Top 10 investments <sup>1</sup>

This table shows the top ten investments that the Fund invests in:

Asset name	% of fund net assets	Type	Country	Credit rating
State Street International Equities ex Tobacco ex Controversial Weapons Index Trust	19.93%	International equities	AU	Not applicable
State Street Global Fixed Income Index Trust	9.54%	International fixed interest	AU	Not applicable
Izone Drive	5.49%	Unlisted Property	NZ	Not applicable
ANZ Term Deposit	4.22%	Cash and Cash Equivalents	NZ	AA-
8 Eagle Way	3.11%	Unlisted Property	NZ	Not applicable
433 & 439 East Tamaki	3.03%	Unlisted Property	NZ	Not applicable
1-15 The Avenue	2.71%	Unlisted Property	NZ	Not applicable
255 Broadway	2.26%	Unlisted Property	NZ	Not applicable
NZ Government Stock 15/04/2023 5.50%	2.18%	New Zealand fixed interest	NZ	AA+
Westpac Term Deposit	2.17%	Cash and Cash Equivalents	NZ	AA-

The top 10 investments make up 54.64% of the net asset value of the Fund.

## Further Information

You can also obtain this information, the PDS for the Trust Investments - Group Investment Funds, and some additional information from the offer register (OFR10645) at <https://disclose-register.companiesoffice.govt.nz/disclose>.

## Note

- The Trust Investments – Balanced Fund invests in the Trust Investments – Property Fund, the Trust Investments – International Share Fund, the Trust Investments – International Bond Fund, the Trust Investments – NZ Bond Fund and the Trust Investments – Sustainable Australasian Share Fund, all of which are managed by Trust Investments Management Limited. Accordingly, the top 10 investments table does not show those funds but instead discloses their underlying investments.

**TRUST<sup>+</sup>**  
**MANAGEMENT**  
 empowering charities to serve and prosper

**For more information contact:**  
 Shane Coward General Manager  
 ☎ (09) 550 4045

✉ [scoward@trustmanagement.co.nz](mailto:scoward@trustmanagement.co.nz)  
[www.trustmanagement.co.nz](http://www.trustmanagement.co.nz)